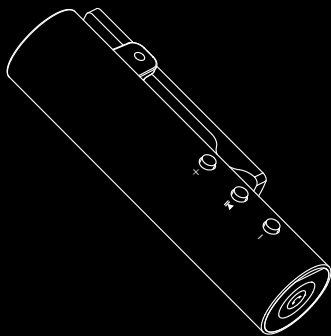


**Jabra®**  
YOU'RE ON

Jabra PLAY



---

A BRAND BY

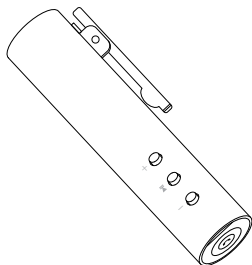
**CN Netcom**

## CONTENTS

WELCOME .....	2
JABRA PLAY OVERVIEW .....	3
CONNECTING .....	6
HOW TO USE THE JABRA PLAY .....	7
WHAT THE LIGHTS MEAN .....	9
SUPPORT .....	10
TECHNICAL SPECIFICATIONS.....	13

# WELCOME

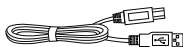
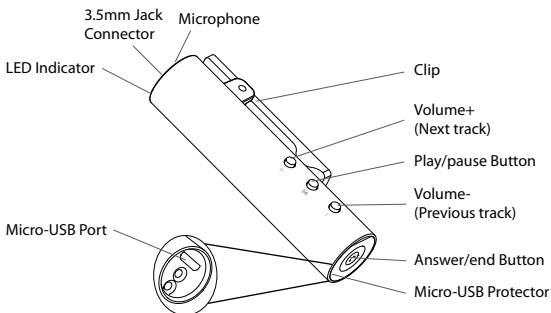
Thank you for purchasing the Jabra Play. We hope you enjoy it!



## WHAT YOUR JABRA PLAY CAN DO

- Answer, end, reject\* and mute calls.
- Voice dialing\*.
- Redial last number dialed\*.
- Play music and get GPS instructions via your connected mobile device.
- Connect to two mobile devices simultaneously.

# JABRA PLAY OVERVIEW



USB cable



AC Charger



Earphones



Quick Start Guide



Warning Leaflet



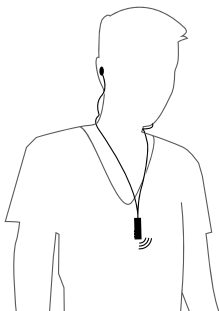
Warranty Leaflet

## WEARING THE JABRA PLAY

The Jabra Play has two different wearing styles.

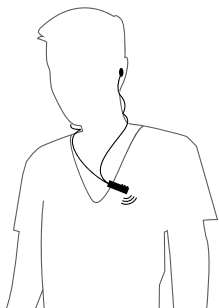
### **Around the neck**

Create a loop using the headphone cables, and wear around the neck. Adjust the length of the cable by moving the clip on the wire either up or down.




### **Clip-on**

Clip the Jabra Play to your clothing, using the clip-on attachment.



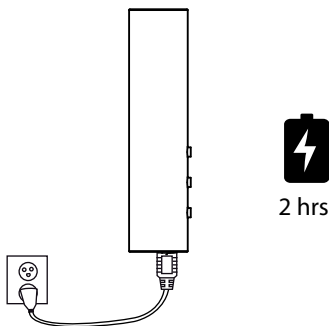
## TURN ON THE JABRA PLAY

Press and hold (4 secs) the **Answer/end** button to turn the Jabra Play on/off.



## CHARGING THE JABRA PLAY

Remove the micro-USB protector and plug the Jabra Play to a power supply using the charging adapter. It takes 2 hours to fully charge.

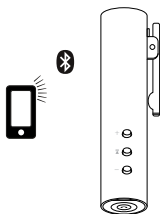


# CONNECTING

## FIRST TIME PAIRING

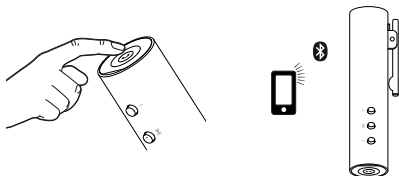
1. Turn the Jabra Play on. (press and hold the **Answer/end** button for 4 seconds).
2. Activate Bluetooth on your Mobile phone, and select Jabra Play. If asked for a PIN code enter 0000.

NOTE: After the Jabra Play and a mobile phone have been paired they will automatically connect whenever the Jabra Play is switched on, and the mobile phone has bluetooth activated and is within range (10 m).



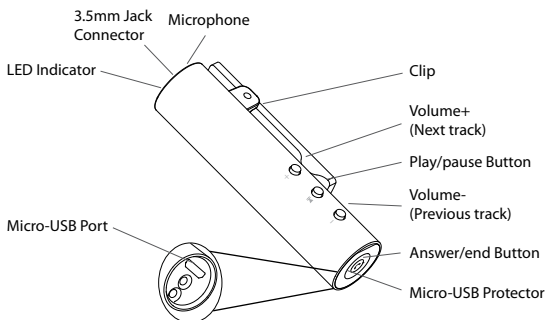
## PAIRING WITH ANOTHER MOBILE PHONE




1. Turn the Jabra Play off (press and hold the Answer/end button for 4 seconds).
2. Press and hold the Answer/end button (6 secs) until the LED indicator flashes blue.
3. Activate Bluetooth on your Mobile phone, and select Jabra Play. If asked for a PIN code enter 0000.





# HOW TO USE THE JABRA PLAY

## USING WITH YOUR MOBILE PHONE



	On/off	Press and hold (4 secs) the <b>Answer/end</b> button
	Play/pause music	Music played on your mobile phone will automatically transfer to the Jabra Play. To pause music, tap the <b>Play/pause</b> button, to resume music tap the <b>Play/pause</b> button again
	Make call	The call will automatically transfer to the Jabra Play. If not, tap the <b>Answer/end</b> button
	Answer call	Tap the <b>Answer/end</b> button
	End call	Tap the <b>Answer/end</b> button
	Reject call	Press and hold (1 secs) the <b>Answer/end</b> button




	Redial last number*	Double-tap the <b>Answer/end</b> button
	Speaker volume up/down*	Tap the <b>Volume +</b> or <b>Volume -</b> button
	Mute/un-mute microphone	Press both the <b>Volume +</b> button and <b>Volume -</b> buttons simultaneously
	Skip music tracks	Press and hold (2 secs) the <b>Volume +</b> or <b>Volume -</b> button

\*Phone dependent

## USING WITH TWO MOBILE PHONES

The Jabra PLAY can accept and handle calls from two mobile phones simultaneously.

	End current call and answer incoming call	Tap the <b>Answer/end</b> button
	Reject incoming call	Double-tap the <b>Answer/end</b> button
	Put current call on hold and answer incoming call	Press and hold (2 secs) the <b>Answer/end</b> button
	Switch between held call and active call	Press and hold (2 secs) the <b>Answer/end</b> button

## WHAT THE LIGHTS MEAN

<b>What you see</b>	<b>What it means</b>
	Power on
	Power off
	The Jabra Play is powered on, but not connected to a mobile phone (standby mode)
	The Jabra Play is in pairing mode, and ready to connect
	A mobile phone is Bluetooth connected to the Jabra Play
	Incoming call
	Active call
	Battery is charging
	Battery is fully charged
	Low battery

# SUPPORT

## FAQ

### **Q I hear crackling noises**

- A Bluetooth is a radio technology that is sensitive to objects between the Jabra Play and the connected device. Ensure the Jabra Play and the connected device are within 33 feet (10 meters) of each other, with no major objects in the way (walls, etc.).

### **Q I cannot hear anything**

- A
- Increase the speaker volume.
  - Ensure that the Jabra Play is paired to a device that is playing.
  - Make sure your phone is connected to the Jabra Play by tapping the **Answer/end button**.

### **Q I am having pairing problems**

- A You may have deleted your Jabra Play pairing connection to your mobile phone. Follow the pairing instructions again.

### **Q Will the Jabra Playsupport other Bluetooth equipment?**

- A The Jabra Play is designed to work with Bluetooth mobile phones. It can also support other Bluetooth devices that are compliant with Bluetooth version 1.1 or higher and support a headset, hands-free and/or advance audio distribution profile.

### **Q I cannot use Reject call or Redial**

- A These features require your mobile phone to support a hands-free profile. Refer to your mobile phone user manual for more details.

## HOW TO CARE FOR YOUR JABRA PLAY

- Always store the Jabra Play with the power off and safely protected.
- Avoid storage at extreme temperatures (above °C/113°F or below -10°C/14°F). This can shorten battery life and may affect operation. High temperatures may also degrade performance.
- Do not expose the Jabra Play to rain or other liquids.

## NEED MORE HELP

**Web:** [www.jabra.com/play](http://www.jabra.com/play)

**E-mail:**

Deutsch	support.de@jabra.com
English	support.uk@jabra.com
Español	support.es@jabra.com
Français	support.fr@jabra.com
Italiano	support.it@jabra.com
Nederlands	support.nl@jabra.com
Polska	support.pl@jabra.com
Scandinavian	support.no@jabra.com
Россия	support.ru@jabra.com
Australia	support.au@jabra.com
China	support.cn@jabra.com
Japan	support.jp@jabra.com
New Zealand	support.nz@jabra.com
Singapore	support.sg@jabra.com

**Phone:**

Belgique/Belgie	+32 28080766
Danmark	+45 69918794
Deutschland	+49 30896778991
Suomi	+45 35256540
France	+33 182880251
Italia	+39 0662207674
Luxembourg	+45 35256540
Nederland	+31 208080962
Norge	+47 22577785
Österreich	+43 720880558
Portugal	+45 35256540
Россия	+7 916 246 69 00
Sverige	+46 852507012
Die Schweiz	+41 435002460
España	+34 911875539
United Kingdom	+44 2033180070
Australia	1-800-738-521

China	800-858-0789
Japan	03-3242-8722
Singapore	800-101-2329
United State	1 (800) 327-2230
Canada	1 (800) 489-4199
International	+45 35256540

# TECHNICAL SPECIFICATIONS

**Weight:**

10.6 grams

**Dimensions:**

L 60.0 mm x W 18.8 mm x H 14.5 mm

**Microphone:**

4 mm Omni-directional microphone

14 dB +/- 3 dB

**Speaker:**

32 Ohm, 5 dB +/- 3 dB

**Operating range:**

Up to 10 m (33 ft)

**Bluetooth version:**

3.0

**Paired devices:**

Can be connected to two Bluetooth devices at the same time

**Supported Bluetooth profiles:**

Hands Free profile (v. 1.5), Headset profile (v. 1.2), A2DP (v. 1.2), AVRCP 1.4

**Talk time:**

Up to 6 hours

**Standby time:**

Up to 8 days

**Charging time:**

Approximately 2 hours

**AC power supply:**

100 - 240 V, 50 - 60 Hz

**Charging plug dimensions:**

5 pin micro-USB, L 5.0 mm x W 8.7 mm x H 2.4 mm

**Operating temperature:**

-10° C to 65° C (14° F to 149° F)

**Storage temperature:**

0° C to 40° C (32° F to 104° F)

**Pairing passkey or PIN:**

0000

**Materials:**

Polymethylmethacrylate, Acryl Butadiene Styrene

**Warranty:**

One year limited warranty



Dispose of the product according  
to local standards and regulations.

 [www.jabra.com/weee](http://www.jabra.com/weee)

# Jabra®

YOU'RE ON

A BRAND BY

**GN Netcom**

-----

© 2012 GN Netcom US, Inc. All rights reserved. Jabra® is a registered trademark of GN Netcom A/S. All other trademarks included herein are the property of their respective owners. The Bluetooth® word mark and logos are owned by the Bluetooth SIG, Inc. and any use of such marks by GN Netcom A/S is under license. (Design and specifications subject to change without notice).

-----

© 2012 GN Netcom A/S. All rights reserved. Jabra® is a registered trademark of GN Netcom A/S. All other trademarks included herein are the property of their respective owners. The Bluetooth® word mark and logos are owned by the Bluetooth SIG, Inc. and any use of such marks by GN Netcom A/S is under license. (Design and specifications subject to change without notice).

-----

Made in China  
MODEL: OTE11



-----

[www.jabra.com](http://www.jabra.com)